



**W2**

## ASFA "S" Worm-Drive Clip

The ASFA "S" W2 hose clip combines an innovative housing and a sturdy 12mm band which together make this a high-performance hose clip.

The cold-formed stamped band thread, smoothed on the underside, combined with beveled band edges protects the hose from any damage.

The (AISI-430) Stainless steel finish of the band and housing make this a very attractive clip.

The ASFA "S" W2 hose clip complies fully with the DIN3017 norm and also with the RoHS directive EU20032/95/EC dated 1st July 2006. This clip is ideally for use in automotive applications, in agriculture and in fluid transfer applications.

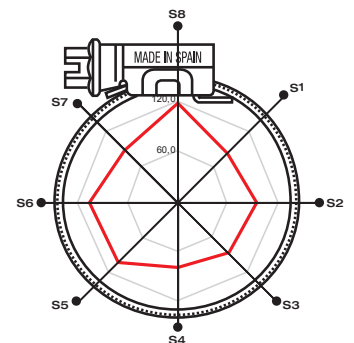
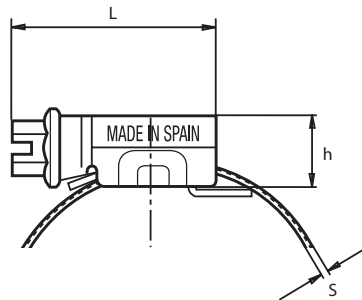
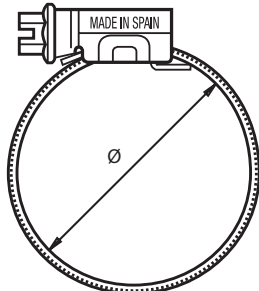
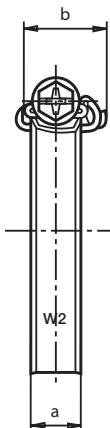
\* The maximum application pressure can vary depending on the type of hose used and the geometry of the coupling.

Patented Worldwide.

### ASFA "S" W2 Worm-Drive Clip (12mm bandwidth)

Application Ø mm	Application Ø inches	Part n° W2	L max.	s + 0,1 0	h max.	a + 0,3 a - 0,2	b max.	Max. Values* Torque (Nm)	Max. Values* Pressure (Bars)	Box Quantity (MOQ)	Packing
16-27	5/8-1-1/16	03017017	29,6	0,8	11	12,2	18,8	4,2	45,0	50	400
20-32	25/32-1-1/4	03017025	29,6	0,8	11	12,2	18,8	5,2	45,0	50	400
25-40	1-1-9/16	03017033	29,6	0,8	11	12,2	18,8	5,2	40,0	50	400
30-45	1-3/16-1-3/4	03017009	29,6	0,8	11	12,2	18,8	5,2	35,0	50	400
32-50	1-1/4-1-31/32	03017041	29,6	0,8	11	12,2	18,8	6,0	35,0	50	400
40-60	1-9/16-2-3/8	03017050	29,6	0,8	11	12,2	18,8	6,0	30,0	50	400
50-70	1-31/32-2-3/4	03017068	31,6	0,8	11	12,2	18,8	6,8	25,0	50	400
60-80	2-3/8-3-1/8	03017076	31,6	0,8	11	12,2	18,8	6,8	20,0	50	50
70-90	2-3/4-3-1/2	03017084	31,6	0,8	11	12,2	18,8	6,8	17,0	50	50
80-100	3-1/8-3-15/16	03017092	31,6	0,8	11	12,2	18,8	6,8	14,0	25	200
90-110	3-1/2-4-5/16	03017105	31,6	0,8	11	12,2	18,8	6,8	12,0	25	200
100-120	3-15/16-4-23/32	03017113	31,6	0,8	11	12,2	18,8	6,8	10,0	25	200
110-130	4-5/16-5-1/8	03017121	31,6	0,8	11	12,2	18,8	6,8	8,0	25	25
120-140	4-23/32-5-1/2	03017130	34,6	0,8	11	12,2	18,8	6,8	7,0	25	25
130-150	5-1/8-5-29/32	03017148	34,6	0,8	11	12,2	18,8	6,8	6,0	25	25
140-160	5-1/2-6-5/16	03017156	34,6	0,8	11	12,2	18,8	6,8	5,0	25	25
150-170	5-29/32-6-11/16	03017164	34,6	0,8	11	12,2	18,8	6,8	4,0	25	25
160-180	6-5/16-7-3/32	03017172	34,6	0,8	11	12,2	18,8	6,8	3,0	25	25
170-190	6-11/16-7-15/32	03017180	34,6	0,8	11	12,2	18,8	6,8	2,0	10	10
180-200	7-3/32-7-7/8	03017199	34,6	0,8	11	12,2	18,8	6,8	2,0	10	10
190-210	7-31/64-8-17/64	03017201	34,6	0,8	11	12,2	18,8	6,8	1,8	10	10
200-220	7-7/8-8-21/32	03017210	34,6	0,8	11	12,2	18,8	6,8	1,8	10	10
210-230	8-17/64-9-1/16	03017228	34,6	0,8	11	12,2	18,8	6,8	1,6	10	10
220-240	8-21/32-9-9/64	03017236	34,6	0,8	11	12,2	18,8	6,8	1,6	10	10

**W2 Screw:** Qst 36-3 Mild steel (DIN 1.0213) Silver-white Cr3 Zinc-Plated **Band and Housing:** X6Cr17 Stainless steel (DIN 1.4016) (AISI-430)



#### Polar Diagram

● Sectors	S1	S2	S3	S4	S5	S6	S7	S8
— 5 Nm	83,0	96,3	87,7	80,0	103,9	105,1	88,4	117,3

Torque / Efficiency [ Nm / daN ]