


Supra Heavy-Duty Hose Clamp Stainless Steel



W4



High Pressure series



Supra Heavy-duty hose clamp W4

Information	Ø Application mm	Reference W4	r	e	a	b	Max. Values* Torque (Nm)	Max. Values* Pressure (Bars)	Box Quantity	Packing
<p>The Supra range is the natural evolution of the Super W1 Clamp. Due to its revolutionary swiveling bridge, Supra W4 can be mounted in the most awkward applications without having to remove the hose. It can be opened up and fastened again when in place without dislodging any other parts of the clamp, making assembly much easier. Thanks to the beveled edges, the hose is protected from damage. The Supra W4 clamp complies fully with the RoHs directive EU 20032/95/EC dated 1st July 2006.</p> <p>The stainless steel bolt together with the captive nut and spacer system allow you to clamp the most demanding of hose assemblies.</p> <p>Supra W4 is a full stainless steel clamp, destined for demanding applications where high corrosion resistance is vital.</p> <p>This top of the range heavy-duty clamp is ideal for marine applications and the foodstuffs industry, as well as for countless industrial applications where AISI-304 stainless steel is specified.</p> <p>*The maximum application pressure can vary depending on the type of hose used and the geometry of the coupling.</p> <p>Patented Worldwide</p>	17-19	03013016	M6	8	18 ^{+0.2}	19,8	10	40	50	400
	19-21	03013024	M6	8	18 ^{+0.2}	19,8	10	40	50	400
	21-23	03013032	M6	8	18 ^{+0.2}	19,8	10	40	50	400
	23-25	03013040	M6	8	18 ^{+0.2}	19,8	10	40	50	400
	25-27	03013059	M6	8	18 ^{+0.2}	19,8	10	40	50	400
	27-29	03013067	M6	8	18 ^{+0.2}	19,8	10	40	50	200
	29-31	03013075	M7	11	20 ^{+0.3}	22	12	35	50	50
	31-34	03013083	M7	11	20 ^{+0.3}	22	12	35	50	50
	34-37	03013091	M7	11	20 ^{+0.3}	22	12	35	50	50
	37-40	03013104	M7	11	20 ^{+0.3}	22	12	35	50	50
	40-43	03013112	M7	11	20 ^{+0.3}	22	12	35	50	50
	43-47	03013120	M7	11	20 ^{+0.3}	22	12	35	50	50
	47-51	03013139	M7	11	20 ^{+0.3}	22	16	30	50	50
	51-55	03013147	M7	11	20 ^{+0.3}	22	16	30	25	25
	55-59	03013155	M7	11	20 ^{+0.3}	22	16	30	25	25
	59-63	03013163	M7	11	20 ^{+0.3}	22	16	30	25	25
	63-68	03013171	M7	11	20 ^{+0.3}	22	16	30	25	25
	68-73	03013180	M8	13	25 ^{+0.4}	27,5	30	20	25	25
	73-79	03013198	M8	13	25 ^{+0.4}	27,5	30	20	25	25
	79-85	03013200	M8	13	25 ^{+0.4}	27,5	30	20	25	25
	85-91	03013219	M8	13	25 ^{+0.4}	27,5	30	15	25	25
	91-97	03013227	M8	13	25 ^{+0.4}	27,5	30	15	25	25
	97-104	03013235	M8	13	25 ^{+0.4}	27,5	30	15	25	25
	104-112	03013243	M8	13	25 ^{+0.4}	27,5	30	10	25	25
	112-121	03013251	M8	13	25 ^{+0.4}	27,5	30	10	25	25
	121-130	03013260	M8	13	25 ^{+0.4}	27,5	30	10	25	25
	130-140	03013278	M10	15	28 ^{+0.4}	31	45	6	10	10
	140-150	03013286	M10	15	28 ^{+0.4}	31	45	6	10	10
150-162	03013294	M10	15	28 ^{+0.4}	31	45	6	10	10	
162-174	03013307	M10	15	28 ^{+0.4}	31	45	3	10	10	
174-187	03013315	M10	15	28 ^{+0.4}	31	45	3	10	10	
187-200	03013323	M10	15	28 ^{+0.4}	31	45	3	10	10	
200-213	03013331	M10	15	28 ^{+0.4}	31	45	3	10	10	
213-226	03013340	M10	15	28 ^{+0.4}	31	45	3	10	10	
226-239	03013358	M10	15	28 ^{+0.4}	31	45	3	10	10	
239-252	03013366	M10	15	28 ^{+0.4}	31	45	3	10	10	


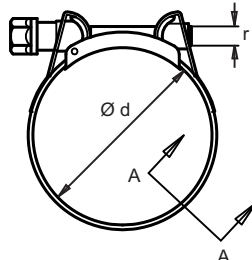
W4 Materials

Band and Bridge:

X5CrNi 1810 Stainless steel (DIN 1.4301) (AISI-304) (A2)

Bolt:

AISI 302 Cu Stainless steel



SECTION A-A